

AGASTYA
INTERNATIONAL FOUNDATION

SUPPORTED BY R. JHUNJHUNWALA FOUNDATION & OTHERS

www.agastya.org

math farm


01

Quarter 2: April–June 2022

Program Name: Mobile
Science Lab (MSL)
Program Location: Udaipur

Program Location

1 Mobile Science Lab

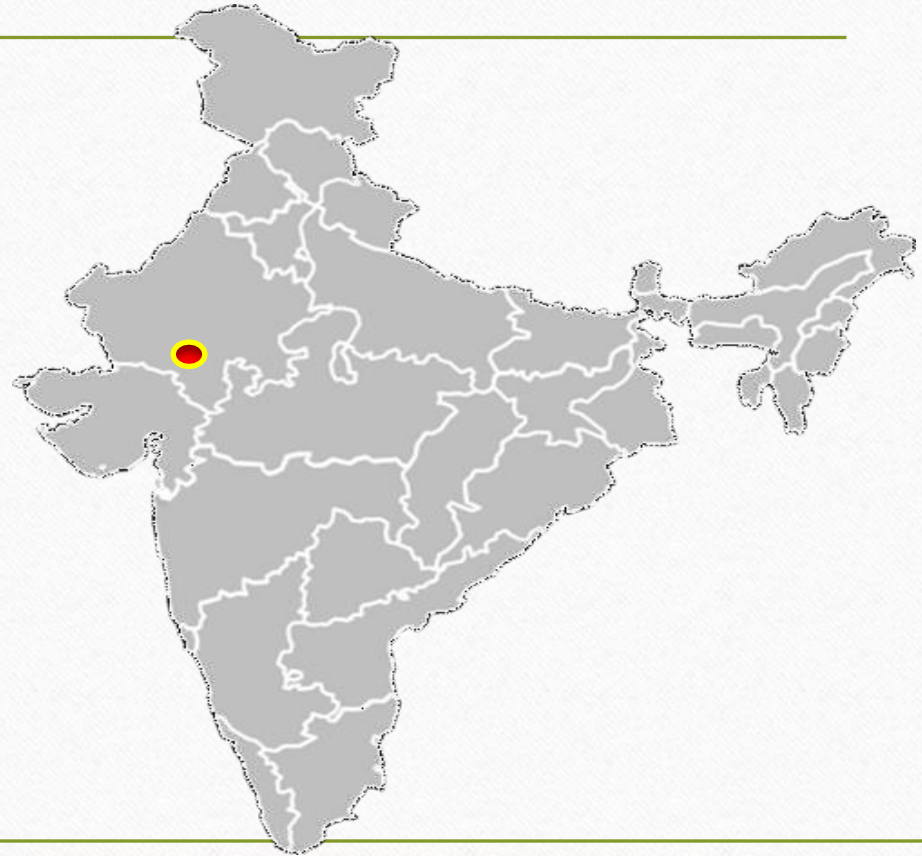


Number of Schools Benefitted

20 Schools

Exposures Annually

16,000 Student Exposures per Mobile Science Lab



Program Synopsis

April

- 60 **school sessions** were conducted.
- Topics covered were measurement, human skeleton systems, heat and temperature.
- A total of 2001 unique students and 25 teachers participated in these sessions.
- 15 **community visits** were conducted.
- 722 children along with 134 community members were sensitized on human anatomy, astronomy, circulatory system, brain, day and night and light.

May

- 72 **community visits** in 12 villages were conducted.
- 635 children and 91 community members were a part of sessions on human torso, skeleton and astronomy.
- 6-day **summer camp** took place where 228 children and 5 community members participated.
- Topics covered were cherry blossom, submarine, sound producing model, decomposition, combination, centrifugal kit, couple pendulum, deep well, kaleidoscope, painting, crafting, black body radiation, center of mass, bird.

June

- 20 **community visits** in 9 villages.
- 428 children 210 community members participated for the sessions on human torso, skeleton and astronomy.

Program Statistics | Mobile Science Lab | School Sessions

Months	April	May	June
No of Sessions	60	06 (Summer Camps)	Online Training
No. of Girls	1144	99	
No. of Boys	857	129	
Total Student Exposures	2001	228	
No. of Teachers	25	05	

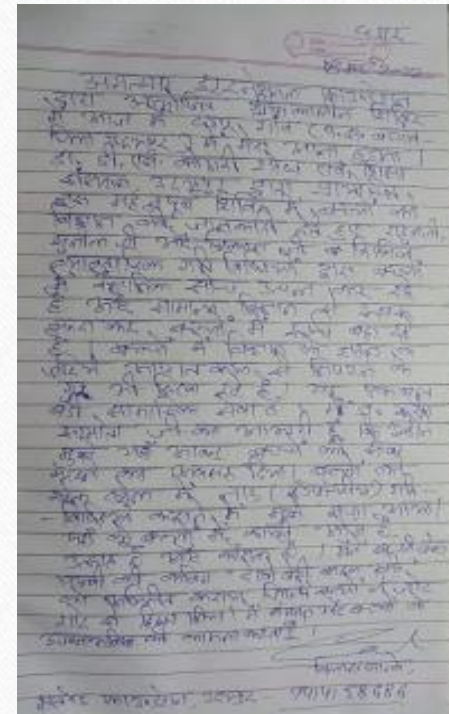



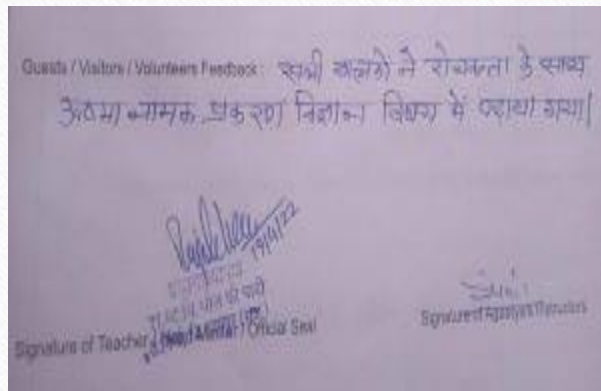
Note:

Exposure – An exposure is a measure of Agastya's reach. It is essentially a count of the number of times Agastya has online interactions with an individual (child/ teacher/ community member). Each exposure is 60 to 90 mins in duration.

Program Statistics | Mobile Science Lab | Community Visit |

Months	April	May	June
No of Visits	15	72	20
No. of Girls	343	366	226
No. of Boys	379	299	202
No. of Community Members	134	91	210
Total No. of Participants	856	756	638

Feedback



Gallery | Mobile Science Lab | School Sessions



Gallery | Mobile Science Lab | Community Visits



Thank You
